


Common App overview




apply.transfer.commonapp.org



Mission: Common App is a nonprofit membership organization committed to access, equity, and integrity in the college admission process.



Vision: Be the trusted source to access, afford, and attain opportunity for all.



2022-2023 membership

Transfer application usage

1,035
colleges &
universities



691

Accept
transfer app

143

Public
members

392

Charge no
application
fee

50

U.S. states, PR,
and DC

26

International
members

18

Countries
outside the U.S.



New members

2022-2023

68

New members
and counting

24

U.S. states

31

Public
institutions

commonapp.org/blog

Public institutions

- Florida International University (FL)
- Miami-Dade College (FL)
- Kennesaw State University (GA)
- Savannah State University (GA)
- Ball State University (IN)
- Indiana University-Northwest (IN)
- Fitchburg State University (MA)
- Salem State University (MA)
- Grand Valley State University (MI)
- Michigan Technological University (MI)
- Northern Michigan University (MI)
- Elizabeth City State University (NC)
- North Carolina Central University (NC)
- UNC at Pembroke (NC)
- Thomas Edison State University (NJ)
- University of New Mexico (NM)
- Eastern Oregon University (OR)
- Citadel Military College of South Carolina (SC)
- Stephen F Austin State University (TX)
- Tarleton State University (TX)
- Texas A&M University (TX)
- Texas State University (TX)
- The University of Texas at Austin (TX)
- Central Washington University (WA)
- Eastern Washington University (WA)
- University of Washington (WA)
- University of Washington - Bothell Campus (WA)
- University of Washington - Tacoma Campus (WA)
- Western Washington University (WA)
- University of Wisconsin - River Falls (WI)
- Concord University (WV)



Explore colleges

- Expanded filter options
- Map and list views of colleges
- PDF export of college lists
- College details
 - Application requirements
 - Virtual tours and image galleries
 - Programs and student experience

commonapp.org/explore

New for 2021-22: Guaranteed admissions filter for transfer students

The screenshot shows the 'Explore colleges' page on the Common App website. At the top, there is a navigation bar with the Common App logo, a search bar, and links for 'Plan for college', 'Apply to college', and 'Support your students'. Below this is a teal header with the title 'Explore colleges' and a search bar. The main content area is divided into a left sidebar for filters and a main grid of college cards. The sidebar includes a 'Clear filters' button and several filter sections: 'Accepts transfer applications' (checked), 'Accepts first-year applications' (unchecked), 'Location' (with a text input), 'Region', 'Application for First-year students', 'Application for transfer students' (with a list of checkboxes including 'Guaranteed admission program'), 'Campus setting', 'Financial aid', 'Minority serving institution', and 'Type'. The main grid shows '681 colleges found' and a 'Print search results' button. It displays a grid of college cards, each with a representative image and the college's name and location. Visible colleges include Adelphi University, Agnes Scott College, Alaska Pacific University, Albany College of Pharmacy and Health Sciences, Albertus Magnus College, and Albion College. A green arrow points from the 'Guaranteed admission program' checkbox in the sidebar to the green callout box on the left.

THE MOST POPULAR FOR SMC STUDENTS..



- <https://apply.transfer.commonapp.org>



We know there is a lot of uncertainty surrounding the ongoing situation with COVID-19. As always, Common App is here to support you. You can reach us 24/7/365 at recovery@commonapp.net.

[Learn more about COVID-19 application updates.](#)

Welcome to the Common App for transfer

Common App for transfer is designed for students like you. Our goal is to make applying to college a simple, straightforward process. With one application you can apply to multiple college programs.

Common app for transfer supports:

- students transferring from a community college
- students transferring from 4 year colleges
- veterans or members of the military
- adults beginning or returning to higher

Sign in with your username and password below. First time here? Select Create an Account to get started.

Sign In

Create an Account

[Forgot your username or password?](#)

[Reapplying to Common App?](#)

- Use the most recent versions of Mozilla Firefox, Google Chrome or Safari
- Be sure to use the link specifically created for transfer students
- Click on “Create an account” if this is your first time



Create an Account

The information below will be provided to the admissions offices at the programs to which you apply. Please provide complete and accurate information. Within the application, you will be able to specify additional addresses and alternate name details.

* Indicates required field

Your Name

Title	<input type="text"/>
* First or Given Name	<input type="text"/>
Middle Name	<input type="text"/>
* Last or Family Name	<input type="text"/>
Suffix	<input type="text"/>
Display Name	<input type="text"/>

Contact Information

* Email Address	<input type="text"/>	Home <input type="button" value="v"/>
* Confirm Email Address	<input type="text"/>	
* Preferred Phone Number	<input type="text" value="(201) 555-0123"/>	Mobile <input type="button" value="v"/>
Alternate Phone Number	<input type="text" value="(201) 555-0123"/>	Mobile <input type="button" value="v"/>

Text and Phone Authorization

I agree to the [Terms of Service](#) and to receive calls and/or texts at any phone number I have provided or may provide in the future, including any wireless number, from any entity associated with my application process, including but not limited to my designated schools and programs, the Liaison International support team, or the association for this Centralized Application Service.

• Provide your name and contact information.

• Make sure you use an email address you check often, as this is how Common App and colleges will contact you.

• Choose a username and password.

• Review the Terms and Conditions.

Then click "Create my account" to finish the process.

Before you're taken into the application, you'll be asked to complete your Extended Profile

Username and Password

Your username must be at least 6 characters. Your password must be a minimum of 8 characters and contain at least one lower and upper case letter, one number, and a special character.

* Username

* Password

Your password must meet these minimal requirements:

Minimum of 8 Characters

1 lowercase letter

1 uppercase letter

1 number

1 special character

* Confirm Password

Terms and Conditions

Terms of Use

These Terms of Use constitute an agreement ("Agreement") between you and Liaison International, Inc. (the "Company"), the owner of the website located at

* I agree to these terms

Extended Profile

Please provide some additional information in order to set up your application.

* Indicates required field

College credits earned

* How many college credits will you have earned when you transfer to the college where you are applying?

- 0 - 14 15 - 29 30 - 59 60 or greater

Date of birth

* Were you born before January 1, 2001?

- Yes No

Make sure to include the number of units you will be enrolled in during your last semester at SMC.

Degree status

* Will you have a degree when you transfer to the college where you are applying?

Degree status

* Will you have a degree when you transfer to the college where you are applying?

- I will have completed college classes without earning a degree
- I will have an associate degree
- I will have a bachelor's degree or higher

Community college status

* Are you currently a community college student?

- Yes No

Degree goal

* What is the highest degree you intend to pursue?

- Bachelor's degree Graduate or professional degree
- Non-degree or certificate

Before selecting programs make sure you select NO on the European Union Data Protection

The screenshot shows the Common App interface with a modal dialog for European Union Data Protection. The dialog is titled "Hello, Sara!" and contains the following text: "Thank you for your interest!", "European Union Data Protection", and a required question: "Are you currently located in a European Union country, Iceland, Lichtenstein, Norway, or Switzerland?". There are two radio button options: "Yes" (unselected) and "No" (selected). A "Continue" button is at the bottom of the dialog. The background shows a table of available programs with columns for Add, Program Name, Country, City, Fee, and Admission Plan.

Add	Program Name	Country	City	Fee	Admission Plan			
ADELPHI UNIVERSITY								
+	Undergraduate (Fall 2021)	United States of America	Garden	0	Rolling			
+	Undergraduate (Spring 2021)	United States of America	Garden	0	Rolling			
AGNES SCOTT COLLEGE								
+	Undergraduate - Fall	United States of America	Decatur	GA	Fall	06/01/2021	0	Rolling
ALBANY COLLEGE OF PHARMACY AND HEALTH SCIENCES								
+	Undergrad Fall	United States of America	Albany	NY	Fall	05/01/2021	0	Regular
+	Undergrad Spring	United States of America	Albany	NY	Spring	01/08/2021	0	Regular

Add
Program/School

For best results type the schools
full name e.g. University of
Southern California for USC

Or use the filter to search by
state, deadline, and more

ADD SCHOOLS TO YOUR LIST

Next, the Common App will present you with the opportunity to search through more than 800 schools and add them to your list of colleges.



common app

Sign Out

Add at least one program before continuing with your application. You can always change this later in the application process.

Add Program | Selected Programs

Search for a Program or Organization

Filters

Enter Invitation Code

Showing results for Available Programs

Add	Program Name	Country	City	State	Start Term	Deadline	Fee	Admission Plan
AMD COLLEGE AND CONSERVATORY OF THE PERFORMING ARTS								
+	Undergraduate Fall	United States of America	Los Angeles	CA	Fall	07/26/2020	0	Rolling
+	Undergraduate Spring	United States of America	Los Angeles	CA	Spring	02/12/2020	0	Rolling
+	Undergraduate Summer	United States of America	Los Angeles	CA	Summer	05/25/2020	0	Rolling
ADELPHI UNIVERSITY								
+	Undergraduate (Fall 2020)	United States of America	Garden City	NY	Fall	07/26/2020	0	Rolling
+	Undergraduate (Spring 2020)	United States of America	Garden City	NY	Spring	01/15/2020	0	Rolling



?

Sign Out

Selected Programs

Deadlines



Add Programs

Add Program | **Selected Programs**

Remove	Program Name	Country	City	State	Start Term	Deadline	Fee	Admission Plan
PEPPERDINE UNIVERSITY								
X	Seaver College Undergraduate Fall	United States of America	Malibu	CA	Fall	01/15/2021		Regular
LOYOLA MARYMOUNT UNIVERSITY								
X	Fall Transfer	United States of America	Los Angeles	CA	Fall	02/01/2021		Regular
UNIVERSITY OF SOUTHERN CALIFORNIA								
X	USC Transfer Fall 2021	United States of America	Los Angeles	CA	Fall	02/01/2021		Regular

Continue

[Add More Programs](#)

Review Your Program Selections

Below are the programs you have selected. If you are ready to start your application, click the Continue To My Application button below. Missing a Program? Click Add More Programs. You can add more programs at anytime.

APPLICATIONS READY FOR SUBMISSION

0

TOTAL FEE(S)

\$210.00

[Continue To My Application](#)

Sort By


Deadline

Pepperdine University

Seaver College Undergraduate Fall ⓘ

Term: Fall

Deadline 01/15/2021




University of Southern California

USC Transfer Fall 2021 ⓘ

Term: Fall

Deadline 02/01/2021




Loyola Marymount University

Fall Transfer ⓘ

Term: Fall

Deadline 02/01/2021

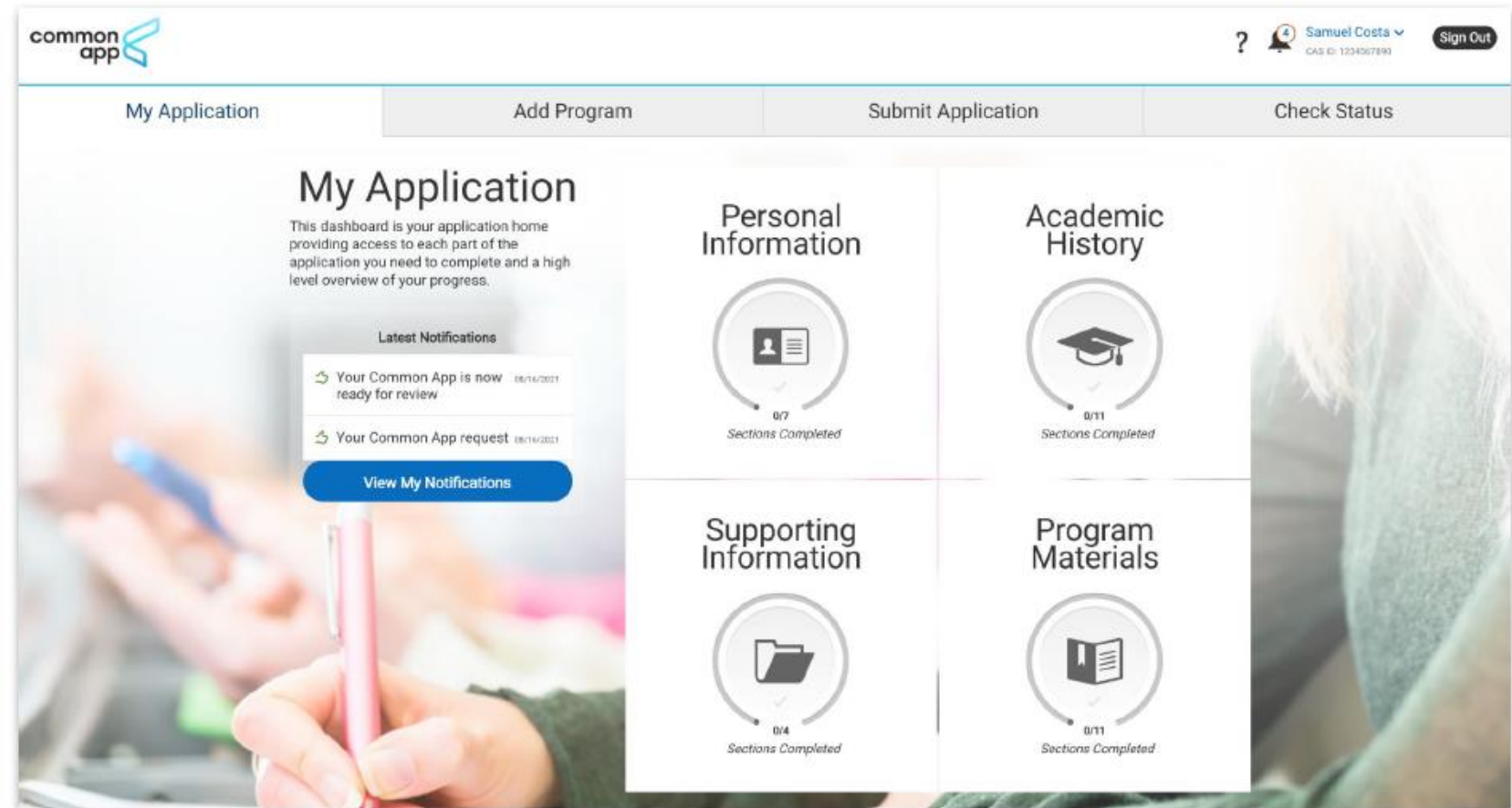





Common App for transfer

Program-based

- Detailed
- Includes centralized transcript collection
- Supports multiple program applications
- Applicant account rollover (re-apply)

apply.transfer.commonapp.org



?  Janet Robinson  

CAS ID: 6151690195

- Help Center
- My Profile
- Extended Profile
- Payment History
- Sign Out

- You can revisit and update your answers in **Profile** and **Extended Profile** sections by clicking on the links

- Clicking **Instructions and FAQs** will take you to the Help Center for additional info or to “chat” with a Common App representative

- Clicking the “?” will also lead you to the Help Center or you can send an email to the Common App

- Clicking the **Bell icon** shows important notification about your application



There are 4 Tabs and 4 Quadrants

My Application

Add Program

Submit Application

Check Status

My Application

This dashboard is your application home providing access to each part of the application you need to complete and a high level overview of your progress.


Latest Notifications

The Common Application - Welcome! Today

[View My Notifications](#)

Getting Started?
Speed up your application by entering your colleges attended first.

Personal Information




8/8
Sections Completed

Academic History



0/11
Sections Completed

Supporting Information




0/4
Sections Completed

Program Materials



0/2
Sections Completed



Personal Information

7/7 Sections Completed

Communication Preferences



Biographic Information



Contact Information



Nationality Information



Race & Ethnicity




Other Information



Common App Fee Waiver





7/7

Sections Completed

Communication Preferences

Select if you would like to give Common App and your chosen colleges permission to contact you. Common App for transfer will use your legal first name for communications. Learn more in our [Communication Preferences help article](#).

Once you submit your application, you cannot edit this section.

* Indicates required field

Communication Preferences



Biographic Information



Contact Information



Nationality Information



Race & Ethnicity



Other Information



Common App Fee Waiver



Communication from Colleges

* The colleges that I am considering for application may communicate with me by mail, email, phone or text message prior to submission of my application.

Yes

No

Communication from Common App for transfer

* Common App for transfer may communicate with me by email, phone or text message about my account, information relevant to the college admissions process, and my college experience.

Yes

No

✓ Save and Continue

Biographic Information

If you have questions, learn more in our [Biographic Information help article](#).

You can edit this section after you submit your application.

My Name

* Would you like to share a different first name that people call you?

Yes No

Former Name

* Do you have any materials under a former legal name?

Yes No

Gender

Sex


* Legal Sex

Female Male X or another legal sex

Pronouns

Pronouns

He/Him
 She/Her
 They/Them
 Add another pronoun set



7/7
Sections Completed

Contact Information

Enter your contact information in this section. Some of the information has been account creation. Confirm that all information here is correct. You can select the [Learn more in our Contact Information help article.](#)

You can edit this section after you submit your application.

Communication Preferences

Biographic Information

Contact Information

Nationality Information

Race & Ethnicity

Other Information

Common App Fee Waiver

Current Address

* Country / Territory

* Street Address 1

Street Address 2

* City

* State/Province

* County

* Zip/Postal Code

Approximate date through which current address is valid

* Is this your permanent address?
 Yes No

Phone

To make changes to your phone number, go to the [Profile Section](#)

* Preferred Phone Number


Alternate Phone Number

Email

To make changes to your email, go to the [Profile Section](#)

* Email

Save and Continue



Nationality Information

If you have questions, learn more in our [Nationality Information help article](#).

You can edit this section after you submit your application.

Citizenship Details:

* Citizenship status

Residency Information:

* Legal state of residence

How long have you been a resident of your state?

How long have you lived in the U.S.?

Save and Continue

Citizenship Details:

* Citizenship status

Residency Information:

* Legal state of residence

- U.S. citizen or U.S. national
- U.S. dual citizen
- U.S. permanent resident
- U.S. refugee or asylee
- DACA, undocumented, Deferred Enforced Departure, Temporary Protected Status
- Citizen of non-U.S. country

Communication Preferences

Biographic Information

Contact Information

Nationality Information

Race & Ethnicity

Other Information

Common App Fee Waiver

Citizenship Details:

* Citizenship status

* Non-U.S. country of citizenship

* Do you currently hold a valid U.S. Visa?

Yes No

* Currently held United States visa


* Visa number

* Date Issued

Citizenship Status:

International students should select "Citizen of Non-US Country"

AB540 students should select "DACA, undocumented, Deferred Enforced Departure, Temporary Protected Status"



7/7
Sections Completed

Race & Ethnicity

If you have questions, learn more in our [Race & Ethnicity help article](#).

This information is optional and used for research and reporting purposes.

Once you submit your application, you cannot edit this section.

*** Aestriks mean it is a required field or question:**

Notice how these questions are not required. We do recommend that you fill them out to help both institutions collect data.

Communication Preferences



Biographic Information



Contact Information



Nationality Information



Race & Ethnicity



Other Information



Common App Fee Waiver



Ethnicity

Do you consider yourself to be of Hispanic/Latino origin?

No



Race

Please select one or more of the following groups in which you consider yourself to be a member.

American Indian or Alaska Native

Asian


Black or African-American

Native Hawaiian or Other Pacific Islander

White



Save and Continue



Other Information

If you have questions, learn more in our [Other Information help article](#).

You can edit most of this section after you submit your application. The language proficiency and soc questions cannot be edited after you submit.

- Communication Preferences
- Biographic Information
- Contact Information
- Nationality Information
- Race & Ethnicity
- Other Information
- Common App Fee Waiver

Language Proficiency

* What is your First Language?

[+ Add Another Language](#)

Family Educational Background

* Did either of your parents receive a bachelor's degree or higher?

Yes No

Social Security Number

Your designated programs may require your SSN for institutional or federal financial aid forms.

SSN

Future Plans

* Career Interest

Other Career Interest

0 word 0/100

* Highest degree you intend to earn

Additional Information

Community disruptions such as COVID-19 and natural disasters can have deep and long-lasting impacts. If you need it, this space is yours to describe those impacts. Colleges care about the effects on your health and well-being, safety, family circumstances, future plans, and education, including access to reliable technology and quiet study spaces. For more information, check out our [FAQ](#). Do you wish to share anything on this topic?

Yes No

Language Proficiency, Family Educational Background, Social Security #, Future Plans, Additional Information (Covid-19, Other)

* Do you wish to provide details of circumstances or qualifications not reflected in the application? *(You may wish to revisit this question once you have reviewed the rest of your application.)

Yes No

* You may use the space below to provide any additional information you may wish to share

1 word 24/3500

[Save and Continue](#)

Common App Fee Waiver

Common App Fee Waiver

Select whether you feel that you qualify for a Common App fee waiver based on your financial circumstances. Some colleges may request further documentation in support of your fee waiver request.

Select whether you would like to be connected with a UStrive virtual mentor.

If you have questions, learn more in our [Common App Fee Waiver](#) and [UStrive help articles](#).

You can edit this section after you submit your application.

* Indicates required field

Common App Fee Waiver:

If you believe that your financial circumstances qualify you for this waiver, you must select at least one of the available indicators.

Common App Fee Waiver

You are eligible for application fee waivers if you meet one or more of the following criteria:

- Your annual family income falls within the income eligibility guidelines set by the USDA Food and Nutrition Service.
- Your family receives public assistance.
- You are enrolled in a federal, state, or local program that aids students from low-income families (e.g., GEAR UP, TRIO such as Upward Bound or others).
- You live in a federally subsidized public housing, a foster home or are homeless.
- You have received or are eligible to receive a Pell Grant.
- You can provide a supporting statement from a school official, college access counselor, financial aid officer, or community leader.

* Do you meet one or more of the [Common App fee waiver](#) eligibility criteria?

Yes No

I certify that I understand and meet the eligibility requirements to request an admission application fee waiver.

* Fee Waiver Signature:



Academic History

0/9 Sections Completed

High Schools Attended

Colleges Attended

College Coursework

GPA Entries

Standardized Tests

Continuing Education Courses

SAT Subject

Senior Secondary Leaving Examinations

Community-Based Organizations

- You are required to report all colleges where you have ever taken a course
- Every school that you select may require transcripts in a different form
- If a school requires an official transcript, you must download the “Transcript Request Form” and follow the instructions
- You will add your GPA for each school entered. The GPA should come directly off of your transcript(s)
- Standardized test scores are optional unless they are required by the schools you are applying to



High Schools Attended

Add a High School

* Indicates required field



High School >

Home School >

Find your high school by first selecting your country and then searching by your state, city, zip code, or CEEB code.

* Country

United States



* State, city, zip code, or CEEB code



* Dates Attended

Start Date



to

End Date



Graduation Status

* Select your anticipated or current graduation status from high school or equivalent?



I have or will graduate with my high school diploma



I have or will have a high school equivalency



I will not be receiving a high school diploma or equivalent

Save This School

* Which high school did you receive or do you intend to receive your high school diploma from?

SAINT MONICA CATHOLIC HS



* Date Received/Expected

June 2004



✓ Save and Continue



Colleges Attended

Add Your Colleges or Universities



Please add all undergraduate, graduate or professional institutions you attended or are currently attending.

You may update the information in this section at any time prior to submission.

* Indicates required field.

* What college or university did you attend?

SANTA MONICA COLLEGE

* Did you obtain or are you planning to obtain a degree from this college or university?

Yes No

* Degree Info

Degree Awarded Degree In Progress

* What type of degree are you planning to earn?

Associate of Arts for Transfer

* When will you earn that degree?

June 2020

* What is your major?

History

What is your minor?

Select Minor

Check if you were a double major

+ Add another Degree

* What type of term system does this college or university use?

Quarter Semester Trimester

When did you attend this college or university?

Select the first and last semesters that your transcript covers, even if there were breaks between semesters.

* First Semester

* Last Semester

Fall August 2018 Semester Month Year

Check if you are still attending this college or university

Save

If you are currently enrolled in classes and/or taking classes next semester, check this box.

Add a College or University

Colleges and Universities Attended

SANTA MONICA COLLEGE



August 2022 - Still Attending | Semester System | Associate of Science Degree Earned: June 2024

Transcript Types

Official Transcript ⓘ

Not Yet Received

[Order](#)

Additional Requirements ⓘ

[View Requirements](#)



Transcripts Are Required

You can submit your application before transcripts are received. However, you **must submit all required documents in order to complete your application.**

Your programs require specific transcript types from your colleges and universities attended.

Domestic Transcripts (2)

Official Transcripts

- Loyola Marymount University : Fall Transfer
- Santa Clara University : College of Arts and Sciences - Fall 2024

Additional Requirements (1)

- University of Southern California : USC Transfer Fall [View](#)

Additional Transcript Requirements



University of Southern California - USC Transfer Fall

Domestic Transcript

University of Southern California Transcript Requirements

- Official final high school transcripts with date of graduation.
- Students who completed secondary school outside the US may substitute a copy of a diploma or leaving certificate.
- Students who did not finish high school should also submit a copy of their completion certificate (such as a GED) and may also submit a letter of explanation.
- All official college transcripts. Official transcripts of all college coursework completed through the fall term. You must submit official college transcripts from any and all colleges you have attended, regardless of whether or not all coursework or degree requirements were completed. Failure to do so may be viewed as a violation of academic integrity, which could result in revocation of admission and/or dismissal from the university.

Transcripts can be mailed to this address:

USC Office of Admission

uscadmission@usc.edu

[Close](#)

Learn more in our [Colleges Attended help article](#).

If a program you are applying to requires official transcripts:





College Coursework

SANTA MONICA COLLEGE Transcript

Fall August 2022 - Still Attending

* Indicates required field

* TERM	* YEAR	* ACADEMIC STATUS	* COMPLETION STATUS
Fall	2022	Freshman	Completed

* COURSE CODE	* COURSE TITLE	* SUBJECT	* CREDITS	* GRADE	CAS GRADE		
COUNS 20	Student Success Semi	Counseling	3	00	F	F	
ENGLIS 1	Reading & Compositic	English	3	00	B	B	
MATH 54	Elementary Statistics	Statistics	4	00	C	C	
MATH 54C	Concurrent Support	Statistics	6	00	B	B	

e.g., BIO 101

e.g., Introduction to
Biology

e.g., 3.00

e.g., 85 or B

+ Add A Course

+ Add A Semester

Cancel

Save

Winter 2023 Freshman



* COURSE CODE	* COURSE TITLE	* SUBJECT	* CREDITS	* GRADE	CAS GRADE
COM ST 11	Elements in of Public Spe	Communications	3.00	A	A

+ Add A Course

+ Add A Semester

Spring 2023 Freshman



* COURSE CODE	* COURSE TITLE	* SUBJECT	* CREDITS	* GRADE	CAS GRADE
COUNS 20	Student Success Seminar	Counseling	3.00	B	B
English 2	Critical Analysis and Inter	English	3.00	B	B
ACCTG 1	Introduction to Financial	Accounting	5.00	A	A
SOCIOL 1	Introduction to Sociology	Sociology	3.00	B	B


+ Add A Course

+ Add A Semester

Fall 2023 Sophomore is in progress



* COURSE CODE	* COURSE TITLE	* SUBJECT	* CREDITS	GRADE	CAS GRADE
ACCTG 2	Corporate Financial and I	Accounting	5.00		
ETH ST 1	Introduction to Ethnic St	Ethnic Studies	3.00		



College Coursework

Check your program requirements before completing this section.

- College coursework is optional for some programs.
- Some programs require you enter courses that meet prerequisite requirements.
- Some programs require you to enter full transcript information from previous colleges.

Enter course and grade information exactly as it appears on your transcript. Once finished, you will review your information and provide additional details. Learn more in our [College Coursework help article](#).


Once you apply to at least one program, you cannot edit your completed coursework. You can, however, edit coursework still in progress and add coursework for new terms.

If you need to update a submitted application, contact that college directly. Individual colleges may or may not accept updates.

Transcript Review

Ready to finalize your transcripts? First, preview each transcript to ensure you have entered all of your coursework exactly as it appears on your transcripts.

Next, continue to Transcript Review to finalize this section of your application. You will be asked to identify additional attributes about your coursework, so keep your transcripts handy.



[Review & Finalize My Transcripts](#)

SANTA MONICA COLLEGE



[Edit](#)

[Preview this Transcript](#)

Once you click *Continue* for SMC it will ask you a series of questions



College Coursework

Transcript Review

Welcome to Transcript Review.

Your transcripts will be reviewed by a quality assurance team. It is important that you have entered your coursework exactly as it appears on your transcripts. If there are inaccuracies, your application will be sent back to you, and this will result in delays in submitting your application. Check your work now if you are unsure.

When you are ready, continue with Transcript Review to finalize this section of your application. You will be asked to identify additional attributes about your coursework, so keep your transcripts handy.

[Great. Let's Get Started.](#)

College Coursework

Transcript Review

Which one of these is your primary college or university?

Your primary college or university is the college or university where you will earn (or have earned) your first bachelor's degree.

SANTA MONICA COLLEGE

[Continue](#)

College Coursework

Transcript Review

Did you repeat any classes?

If you had to repeat any of the courses you entered in your transcripts, then you should select "Yes" below.

Yes No

Continue

College Coursework

Transcript Review

Did you receive credit for any Advanced Placement exams?

If you have any course credits fulfilled by Advanced Placement exams and clearly marked as Advanced Placement on your transcript, then you should select "Yes" below.

Yes No

Continue

College Coursework

Transcript Review

Did you receive credit for any additional tests other than Advanced Placement exams?

If you have course credits fulfilled by tests other than Advanced Placement exams (such as CLEP, Department Exam, Institutional Exam, International Baccalaureate, and the Regents Exam) and clearly marked as a test credit on your transcript, then you should select "Yes" below.

Yes No

Continue

College Coursework

Transcript Review

Did you take any Honors Courses?

If you had any honors courses you entered in your transcripts, then you should select "Yes" below.

Yes No

Continue

Select Your Honors Courses Below

Identify honors courses from each college or university you attended.

To move between colleges or universities, select the college or university name from the list on the left.

0 COURSES SELECTED

I am Done, Continue

SANTA MONICA COLLEGE Transcript



I Am Not Adding Any Honors Courses

Fall 2020

COURSE CODE	COURSE TITLE	SUBJECT	CREDITS	GRADE
<input checked="" type="checkbox"/>	English1 Reading and C	English	3.00	A
<input checked="" type="checkbox"/>	Counseling20 Student Succ	Counseling	3.00	A

Winter 2021

COURSE CODE	COURSE TITLE	SUBJECT	CREDITS	GRADE
<input checked="" type="checkbox"/>	English2 Critical Analyz	English	3.00	

Spring 2021

COURSE CODE	COURSE TITLE	SUBJECT	CREDITS	GRADE
<input checked="" type="checkbox"/>	Math54 Intro to Statis	Mathematics	4.00	

College Coursework

Did you take any courses while studying abroad?

If any of the courses you entered in your transcripts are studied abroad, then you should select "Yes" below.

Yes No

Continue



- You will add your GPA for each school entered. The GPA should come directly off of your transcript(s)

GPA Entries

SANTA MONICA COLLEGE Transcript

Fall August 2020 - Still Attending

Save and Exit

* Indicates required field

Enter your GPAs

* SCHOOL LEVEL	* TOTAL CREDIT HOURS	* GPA	QUALITY POINTS	
Undergraduate <input type="button" value="v"/>	6	4.0	24	<input type="button" value="Save"/>
School Level: Graduate	Total Credit Hours: 26	GPA: 4.0	Quality Points: 104	<input type="button" value="Cancel"/>

+ Add A GPA

GPA Entries

Provide GPA information for the colleges you entered in the **Colleges Attended** section. If you attended a school twice (e.g., you completed both undergraduate and graduate coursework at the same college), click **Add A GPA** to add another GPA entry. [Click here](#) for more information.

Once you submit your application, you can add new and edit previously entered GPAs, but you cannot delete previously entered GPAs.

SANTA MONICA COLLEGE

Add GPA



Standardized Tests



You opted not to add any standardized tests.

You may update the information in this section at any time prior to submission. Once you have submitted, you will be able to add more standardized tests, but you will not be able to update or delete.

Some programs do require you to report standardized test scores. Please make sure to check your program requirements to ensure that your application will be reviewed in full.

[Would you like to add a test?](#)

AP (Advanced Placement)

Enter your Advanced Placement (AP) exam scores that you wish to report in this section. [Click here](#) for more information.

Once you submit your application, you cannot edit previously entered tests, but you can add new tests.

* Indicates required field

AP (Advanced Placement) details

Number of AP Exams you wish to report, including tests you expect to take

0

[Save and Continue](#)

SAT Subject

Enter any SAT Subject test scores that you wish to report.

If you have questions, learn more in our [SAT Subject help article](#).

Once you submit your application, you cannot edit previously entered tests. However, you can add new tests.

* Inc

SAT score details

Number of SAT Subject Tests you wish to report, including tests you expect to take:

0

[Save and Continue](#)


Continuing Education Courses

Report any Continuing Education Units (CEUs) that have been awarded to you. [Click here](#) for more information.

Once you submit your application, you cannot edit this section.

[+ Add a Continuing Education Course](#)

[I Am Not Adding Any Continuing Education Courses](#)



Supporting Information

0/4 Sections Completed



Experiences


Achievements

Documents

Affirmation Statements

- You can update this section at any time until submission. Once you submit, you will need to contact the help center to change anything on your application.





Experiences

You may update the information in this section at any time prior to submission. Once you have submitted, you will be able to add more Experiences, but you will not be able to update or delete completed Experiences. Refer to the Checklist on the program materials section of the application to determine if experiences are required for your program application.

Enter your professional experiences in several categories, or types, in this section. [Click here](#) to review the definitions, consider the duties you performed, and choose the category that you think best fits the experience.

This section can help colleges better understand your professional and personal experiences. Examples of experiences may include:

- Community engagement
- Extracurriculars
- Family responsibilities
- Hobbies
- Internships
- Research
- Volunteering
- Work
- Other experiences that are meaningful to you

Not all fields apply for every experience. For example, if you are describing a hobby or a family responsibility, enter **Not Applicable** in the Organization Name field.

[+ Add an Experience](#)

[I Am Not Adding Any Experiences](#)

Experience Details

* Title

* Type of Recognition

Compensated

Received Academic Credit

Volunteer

* Description/Key Responsibilities

* Release Authorization (May we contact this organization?) Yes No

0 word 0/600

[Save & Continue](#)

Experiences

Add Your Experiences



Update your experiences any time prior to submission. After submission, you can add more experiences. However, you cannot update or delete completed experiences. Refer to the Checklist on the program materials section of the application to determine if experiences are required for your program application.

* Indicates required field

Experience Type

* What type of experience do you want to add?

Organization

* Name

Address

Address 2

City

* Country

Zip Code

* State/Province

Supervisor

First Name

Last Name

Title

Contact Phone

Contact Email

Experience Dates

* Start Date

* Current Experience Yes No

* End Date

* Status

Experience Details

* Title

* Type of Recognition

Compensated

Received Academic Credit

Volunteer

* Description/Key Responsibilities


Achievements

Enter any relevant professional or academic achievements in this section. [Click here](#) to review the definitions, consider the achievement you earned, and choose the category that you think best fits.


Once you submit your application, you cannot edit previously entered achievements, but you can add new achievements.

[+ Add an Achievement](#)


[I Am Not Adding Any Achievements](#)



1/4
Sections Completed

Experiences 

Achievements

Documents 

Add Your Achievements

Update your achievements any time prior to submission. After submission, you can add more achievements. However, you cannot update or delete completed achievements.

* Indicates required field

Achievement Details

* Type

* Name

Name of Presenting Organization

Issued Date

Brief description

0 word | 0/600

[Save This Achievement](#)



CV/Resume ✓

+ Add Document

DD214 ✓

+ Add Document

Green card upload ✓

+ Add Document

Joint services transcript ✓

+ Add Document

I Am Not Adding Any Documents

My Application | Add Program | Submit Application

Documents

Provide supporting documentation for your application. You may update the information in this section at any time prior to submission. Once you have submitted, you will be able to add more documents if there are optional document uploads available to you, but you will not be able to replace existing document uploads with new versions or delete uploaded documents.

2/4 Sections Completed

Experiences ✓

Achievements ✓

Documents

Affirmation Statements

UPLOAD TIPS

<p>Review Uploaded Documents</p> <p>The uploading process may have altered your formatting. Please review before submitting.</p>	<p>Accepted File Types</p> <p>.doc, .docx, .pdf, .rtf, .txt, .jpg, .jpeg, .png. The size limit for each file upload is 15MB.</p>	<p>Do Not Password Protect Your Documents</p> <p>Protected documents will not be sent with your application.</p>	<p>Conceal Your Social Security Number (SSN)</p> <p>Only use correction fluid or a redacting marker to conceal your SSN before uploading.</p>
---	---	---	--

Upload additional documents, such as a resume, military history, and visa documentation, in this section. [Click here](#) for more information.

Review if your program requires additional supporting documents in the **Programs Materials** section. These may include the following [offline forms](#): [College Report](#), [Mid Term Report](#), or [Secondary School Final Report](#). See the [Transfer Requirements](#) for further details.

Once you submit your application, you cannot edit previously uploaded documents, but you can add new documents, if applicable.

- Refer to the **checklist for each school** in the “Program Materials” quadrant to determine if you need to input anything in this section



Affirmation Statements

Affirmation Statements

Carefully review and respond to the following statements to submit your application.

You must affirm that all information submitted in the admission process is your own work, factually true, and honestly presented.

If you have questions, learn more in our [Affirmation Statements help article](#).

Once you submit your application, you cannot edit this section.

* Indicates required field

Affirmation Statements

By submitting this application, I affirm my understanding of and agreement to the statements found here: <http://www.commonapp.org/affirmations>

Please affirm the following before you submit your application.

- * I certify that all information submitted in the admission process - including this application and any other supporting materials - is my own work, factually true, and honestly presented, and that these documents will become the property of the institution to which I am applying and will not be returned to me. I understand that I may be subject to a range of possible disciplinary actions, including admission revocation, expulsion, or revocation of course credit, grades, and degree should the information I have certified be false.

I Affirm

- * I agree to notify the institutions to which I am applying immediately should there be any change to the information requested in this application.

I Affirm

- * I understand that once my application has been submitted it may not be altered in any way; I will need to contact the institution directly if I wish to provide additional information.

I Affirm

I Affirm

- * I acknowledge that I have reviewed the application instructions for the college receiving this application. I understand that all offers of admission are conditional, pending receipt of final transcripts showing work comparable in quality to that upon which the offer was based, as well as honorable dismissal from the school.

I Affirm

- * I affirm that by completing and submitting a Transcript Request Form to the Registrar of the school(s) that I have attended, I am authorizing the Registrar to send my requested records (official transcript) to the Common App for Transfer Transcript Processing Center and I am also authorizing the Common App for Transfer Transcript Processing Center to forward my official transcript to the institution(s) to which I am applying.

I Affirm

- * I affirm that I will send an enrollment deposit (or equivalent) to only one institution; sending multiple deposits (or equivalent) may result in the withdrawal of my admission offers from all institutions. [Note: students may send an enrollment deposit (or equivalent) to a second institution where they have been admitted from the waitlist, provided that they inform the first institution that they will no longer be enrolling.

I Affirm

- * Applicant Signature

Save and Continue

▪ You must confirm the **affirmation statements** and provide your **electronic signature**.





Program Materials

0/2 Sections Completed



Home

Questions

Documents

Recommendations

▪ This quadrant includes **program-specific requirements** for each school that you are applying to

▪ If a school has **required questions, personal statements or essay prompts** to be submitted, it will be noted in this section

The transfer review process at USC focuses primarily on both academic performance and the selection of courses that the student will have completed by the time they enter USC. This includes meeting our minimum Math and Writing requirement, foreign language if required by the USC degree, and satisfactory progress towards completing General Education (GE) and/or any major-related coursework.

We encourage you to refer to our [Transferring to USC](#) brochure for detailed information about these courses. Embedded within, you will also find a helpful transfer planning worksheet.

Prospective transfer applicants may also find both articulation agreements and articulation histories at this [website](#).

Along with your application, you will need to submit:

- A final high school or secondary school transcript.
- Official transcripts from ALL two-year and four-year colleges and/or universities that you have or are currently attending.
- Some majors require an audition, portfolio, letters of recommendation or writing samples.
- International students must also submit the [Financial Statement of Personal or Family Support](#) along with their application.

Additional Deadlines:

Some talent-based programs at USC have a December 1 deadline for all applicants - transfer as well as first-year students.

- BFA majors in the School of Dramatic Arts
- BFA majors in the School of Cinematic Arts
- All majors in the Thornton School of Music
- Kaufman School of Dance

Contact

USC Office of Admission
University Park Campus
Los Angeles, CA 90089-0911
Phone: (213) 740-1111

[Request Information](#) | Contact Us: admitusc@usc.edu

[Website](#) | [TR Credit Eval Process](#) | [Financial Aid](#) | [TR Articulation Resource URL](#)

Test Policies

Standardized Test Policy: [Sometimes Required](#)

Required Standardized Test: SAT w/o Essay or ACT w/o Essay

Required International Test: IELTS or TOEFL or PTE

Program Details

Country: United States of America	Campus :	City: Los Angeles
State: CA	Program Name: USC Transfer Fall 2021	Start Term: Fall
Deadline: February 1, 2021	Fee: 85	Admission Plan: Regular

Get Social



Questions and Documents

- This is where schools will request your **intended major**
- In Progress Courses are required for USC

Home Questions Documents Recommendations

Save

General

* Do you intend to use one of these school-specific fee waivers?

* Do you intend to pursue need-based financial aid?

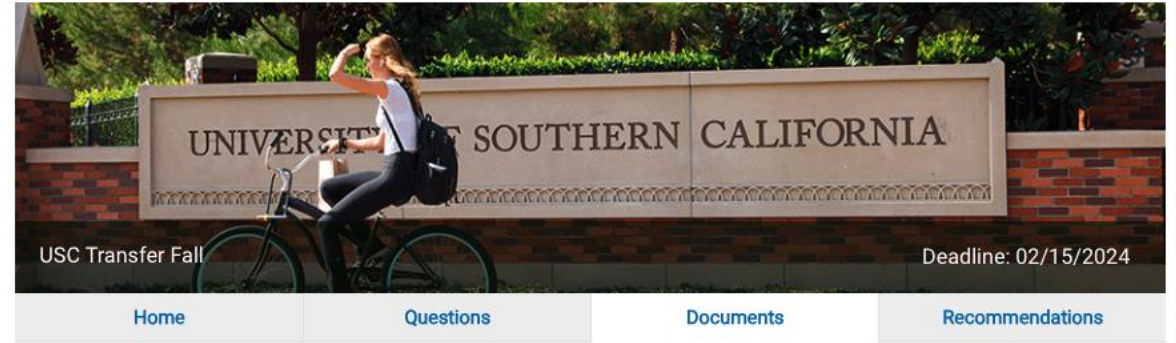
Yes No

Academics

* First-choice major

Second-choice major

Pre-professional emphasis



Documents

Please upload the courses you have planned or in progress for the remainder of the school year (winter and/or spring terms).

List the **school**, **course number**, and **course name** as well as the **number of units**.

If you do not have any courses to report, please upload a document stating "No courses in progress or planned."

Example:

Spring 2023

Santa Monica College, Math 7, Calculus 1, 5 units

Los Angeles City College, English 102, College Reading and Composition II, 3 units

*If your planned coursework changes, please contact USC with your updated coursework.

UPLOAD TIPS



Review Uploaded Documents

The uploading process may have altered your formatting. Please review before submitting.



Accepted File Types

.doc, .docx, .pdf, .rtf, .txt, .jpg, .jpeg, .png. The size limit for each file upload is 15MB.



Do Not Password Protect Your Documents

Protected documents will not be sent with your application.



Conceal Your Social Security Number (SSN)

Only use correction fluid or a redacting marker to conceal your SSN before uploading.

* Indicates required field

Required Documents



SUBMIT APPLICATION TAB

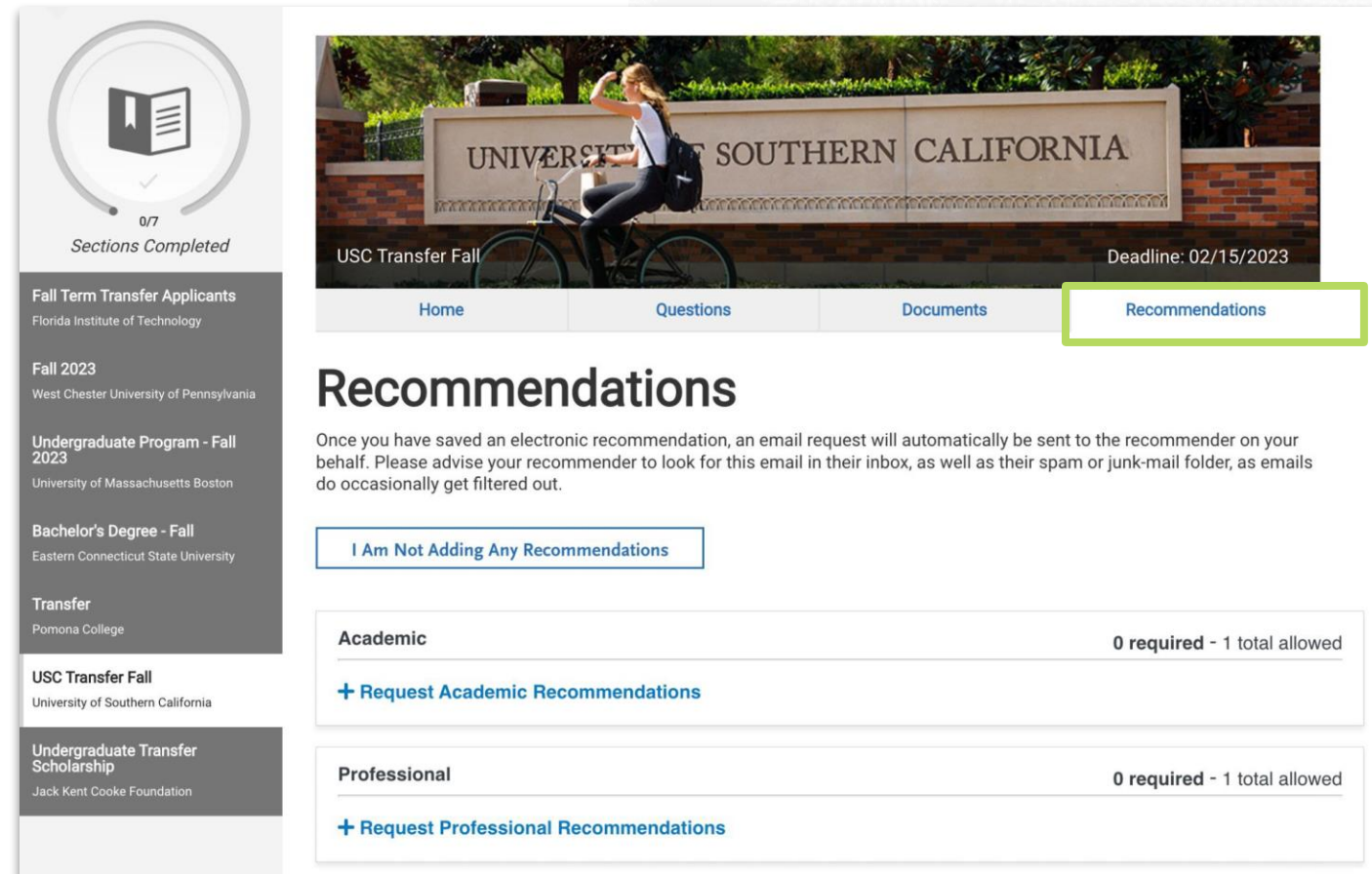
Each program specifies what they want

Recommender types

- Academic
- Professional
- Personal
- High School Official

Recommenders log into CommonApp's online recommendation system to submit their recommendations

recommend.transfer.commonapp.org



The screenshot displays the CommonApp interface for a student applying to USC. On the left, a sidebar shows a progress indicator for 'Sections Completed' (0/7) and a list of programs: 'Fall Term Transfer Applicants' (Florida Institute of Technology), 'Fall 2023' (West Chester University of Pennsylvania), 'Undergraduate Program - Fall 2023' (University of Massachusetts Boston), 'Bachelor's Degree - Fall' (Eastern Connecticut State University), 'Transfer' (Pomona College), 'USC Transfer Fall' (University of Southern California), and 'Undergraduate Transfer Scholarship' (Jack Kent Cooke Foundation). The 'USC Transfer Fall' program is selected. The main content area features a banner for 'USC Transfer Fall' with a deadline of '02/15/2023' and a navigation menu with 'Home', 'Questions', 'Documents', and 'Recommendations' (highlighted in green). Below the banner, the 'Recommendations' section is titled 'Recommendations' and includes a note: 'Once you have saved an electronic recommendation, an email request will automatically be sent to the recommender on your behalf. Please advise your recommender to look for this email in their inbox, as well as their spam or junk-mail folder, as emails do occasionally get filtered out.' A button 'I Am Not Adding Any Recommendations' is present. Below this, there are two recommendation categories: 'Academic' (0 required - 1 total allowed) with a '+ Request Academic Recommendations' button, and 'Professional' (0 required - 1 total allowed) with a '+ Request Professional Recommendations' button.

SUBMIT APPLICATION TAB

You can **review** your school selections **and submit** completed applications

You can **sort schools** alphabetically or according to application due dates

Once all required questions have been answered, you can **begin the submission process**

You can also **delete schools** here



My Application Add Program **Submit Application** Check Status

Submit Application

Review your programs and check the completion status of your requirements. When all requirements are complete, select the "submit" button.

Once you submit your application, you cannot edit most of your common application questions. If you need to make updates for future applications, use the Additional Information question in the [Other Information](#) section of the application.

If you have questions, please use our help article on [updating your application](#).

Sort By: Deadline

University of Southern California USC Transfer Fall ⓘ	Term: Fall Deadline 02/15/2024	Santa Clara University College of Arts and Sciences - Fall 2024 ⓘ	Term: Fall Deadline 04/15/2024
<div style="width: 100%; height: 10px; background-color: green;"></div> <div style="width: 100%; height: 10px; background-color: gray;"></div> <div style="text-align: right;">Submit</div>	<div style="width: 100%; height: 10px; background-color: green;"></div> <div style="width: 100%; height: 10px; background-color: gray;"></div> <div style="text-align: right;">Submit</div>	<div style="width: 100%; height: 10px; background-color: green;"></div> <div style="width: 100%; height: 10px; background-color: gray;"></div> <div style="text-align: right;">Submit</div>	<div style="width: 100%; height: 10px; background-color: green;"></div> <div style="width: 100%; height: 10px; background-color: gray;"></div> <div style="text-align: right;">Submit</div>

My Application

Add Program

Submit Application

Check Status

My Programs

	Application Status	Download Application (PDF)
> Fall Transfer Early Action Loyola Marymount University	In Progress	
> USC Transfer Fall 2020 University of Southern California	In Progress	

Good Luck!!

CHECK STATUS TAB

- Keep track of the status of your applications for all the schools you are applying to
- Click on the school name to see the status of any supplementary forms (e.g. Transcripts and recommendations)
- You can also download a PDF version of your application




Tools you can use

—

Plan for college

- Support for community college and military students
- College roadmaps
- Application checklists
- Application and recommender guides
- Financial planning for college
- Family resources


commonapp.org/plan

A graphic for the community college section featuring a sun icon in the top right, two trees on the left, and a building with a grid pattern on the right.

Community college

Enrolling at a two-year college is a great step toward reaching your educational goals. Learn how to take the next important step toward earning a bachelor's degree at a four-year institution.

[Access community college checklist](#)

A graphic for the service members and veterans section featuring a flag icon at the top, and three shield icons (one with a gear, one with a star, and one with a cross) below it.

Service members and veterans

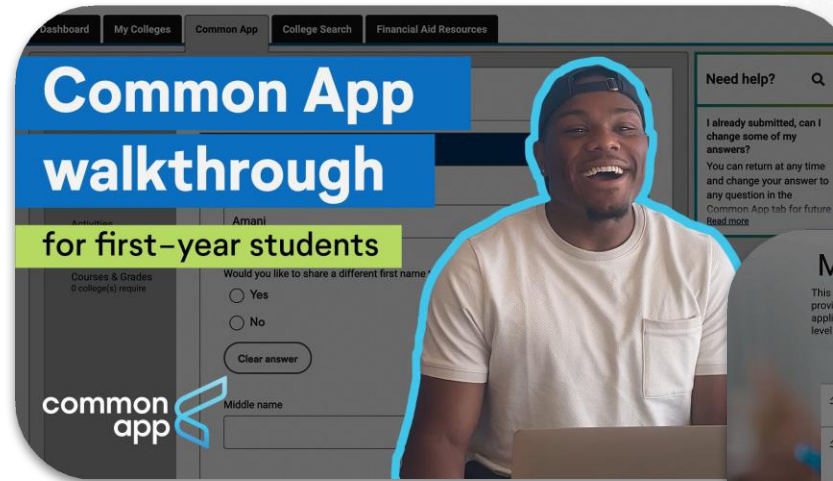
When you decide the time is right to continue your postsecondary education, we want to make sure your experience shines through in your college applications.

[Access service members and veterans checklist](#)


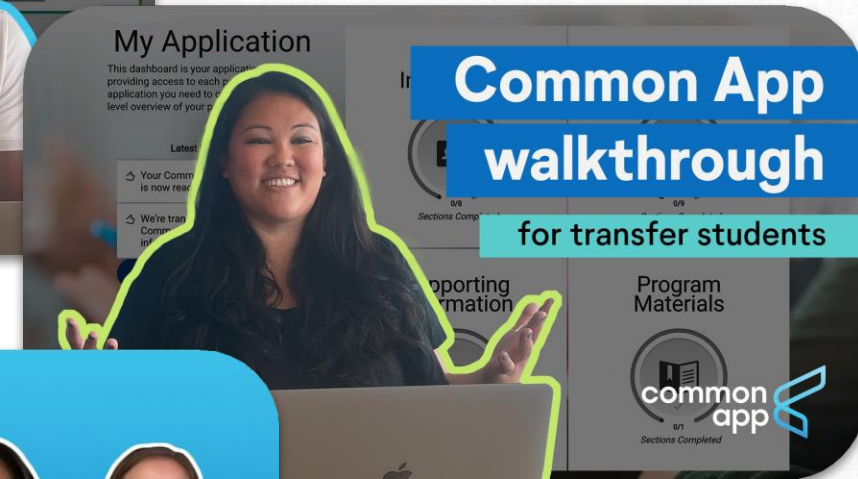
Check out our new videos!

- First-year application walkthrough
- Transfer application walkthrough
- Breaking down the essay prompts
- Answers to frequently asked questions


www.youtube.com/commonappmedia/videos





SUBMIT APPLICATION TAB





SUBMIT APPLICATION TAB

Resources  Download all resources English Español

WHAT IS COMMON APP FOR TRANSFER? PDF
 Download PDF *Last revised 08/30/21*

HOW COMMON APP FOR TRANSFER WORKS PDF
 Download PDF *Last revised 01/05/21*

APPLICATION DICTIONARY PDF
 Download PDF *Last revised 01/05/21*

COMMON APP FOR INTERNATIONAL APPLICANTS PDF
 Download PDF *Last revised 01/05/21*

A toolkit of tips and best practices to help students with each step of the application process

- Getting started
- Preparing your application
- Telling your story
- Working with recommenders and advisors
- Paying for college

commonapp.org/ready

The Requirements Grid help students easily find program deadlines, fees, and application requirements

Transfer Requirements Grid



2022-23

Updated 10/13/22

* See bottom of document for notes

Transfer Deadlines, Fees, and Requirements

Common App Member	Program ¹	Start term	Start year	Deadline	Admission plan	App fee (USD)	Academic history		Documents [*]			Recommendations [*]				Learn more [*]
							Coursework entry [†]	College transcripts [†]	Personal statement [‡]	College report	Mid-term report	Academic	Personal	Professional	HS official [†]	
Adelphi University	Undergraduate (Summer 2023)	Summer	2022	11/15/22	Rolling	0	None	Official	None	No	No	0 required 3 allowed	0 required 1 allowed	0 required 1 allowed	0 required 0 allowed	Transfer website
Adelphi University	Undergraduate (Spring 2023)	Spring	2023	1/15/23	Rolling	0	None	Official	None	No	No	0 required 3 allowed	0 required 1 allowed	0 required 1 allowed	0 required 0 allowed	Transfer website
Adelphi University	Undergraduate (Fall 2023)	Fall	2023	7/28/23	Rolling	0	None	Official	None	No	No	0 required 3 allowed	0 required 1 allowed	0 required 1 allowed	0 required 0 allowed	Transfer website
Agnes Scott College	Undergraduate - Spring	Spring	2022	11/1/22	Rolling	0	None	Official	None	No	No	1 required 10 allowed	0 required 0 allowed	0 required 0 allowed	0 required 0 allowed	Transfer website
Agnes Scott College	Undergraduate - Fall	Fall	2023	6/1/23	Rolling	0	None	Official	None	No	No	1 required 10 allowed	0 required 10 allowed	0 required 10 allowed	0 required 0 allowed	Transfer website
Albany College of Pharmacy and Health Sciences	Undergrad Spring	Spring	2022	12/23/22	Regular	0	None	Official	None	No	No	0 required 3 allowed	0 required 3 allowed	0 required 3 allowed	0 required 3 allowed	Transfer website
Albany College of Pharmacy and Health Sciences	Undergrad Fall	Fall	2023	7/15/23	Regular	0	None	Unofficial	None	No	No	0 required 3 allowed	0 required 3 allowed	1 required 3 allowed	0 required 3 allowed	Transfer website
Albertus Magnus College	Undergraduate- Spring	Spring	2023	1/15/23	Rolling	35	None	Official	None	No	No	1 required 3 allowed	0 required 0 allowed	0 required 3 allowed	0 required 0 allowed	Transfer website
Albertus Magnus College	Undergraduate- Fall	Fall	2023	7/29/23	Rolling	35	None	Official	None	No	No	0 required 3 allowed	0 required 0 allowed	0 required 3 allowed	0 required 0 allowed	Transfer website
Albion College	Transfer Spring 2023	Spring	2023	1/10/23	Rolling	0	None	Unofficial	None	No	No	0 required 1 allowed	0 required 1 allowed	0 required 1 allowed	0 required 0 allowed	Transfer website
Albion College	Transfer Fall 2023	Fall	2023	8/20/23	Rolling	0	None	Unofficial	None	No	No	0 required 1 allowed	0 required 1 allowed	0 required 1 allowed	0 required 0 allowed	Transfer website
Albright College	Spring 2023	Spring	2023	1/24/23	Rolling	0	None	Official	None	No	No	0 required 2 allowed	0 required 1 allowed	0 required 1 allowed	0 required 0 allowed	Transfer website

[Common App for transfer Quick Start Guide](#)

24/7 support

Help when you need it!

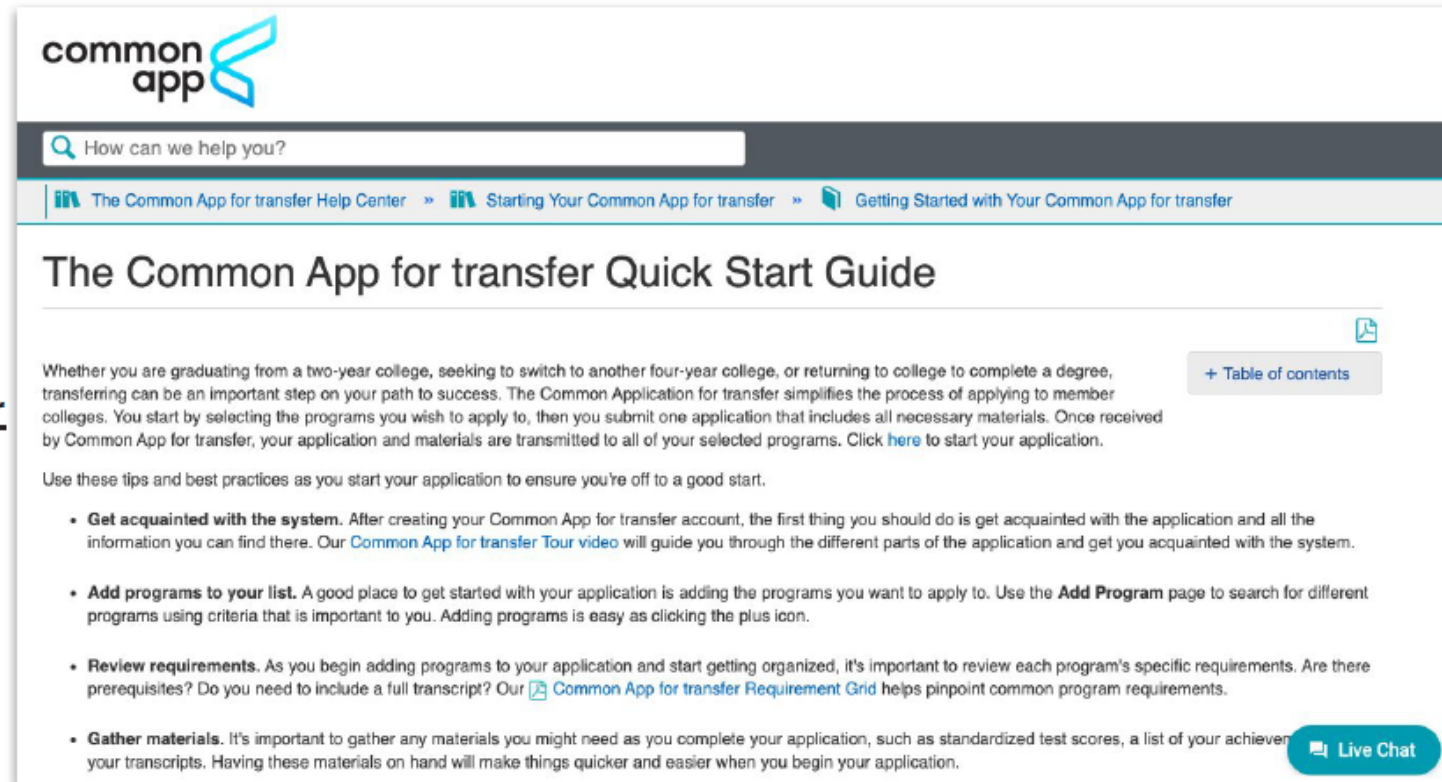
- Frequently Asked Questions
- Video tutorials
- Contact support

help.liaisonedu.com/The_Common_App_Help_Center

Contact support when you need it:

thecommonapplication@liaisoncas.com or

commonapp.org/help



The screenshot shows the Common App for transfer Help Center page. At the top, there is the Common App logo and a search bar with the text "How can we help you?". Below the search bar, there are navigation links: "The Common App for transfer Help Center", "Starting Your Common App for transfer", and "Getting Started with Your Common App for transfer". The main heading is "The Common App for transfer Quick Start Guide". To the right of the heading is a "Table of contents" link. The main content area contains a paragraph about transferring from a two-year college to a four-year college, followed by a list of tips and best practices for starting the application. The tips include: "Get acquainted with the system", "Add programs to your list", "Review requirements", and "Gather materials". A "Live Chat" button is located in the bottom right corner of the page.

common app

How can we help you?

The Common App for transfer Help Center » Starting Your Common App for transfer » Getting Started with Your Common App for transfer

The Common App for transfer Quick Start Guide

+ Table of contents


Whether you are graduating from a two-year college, seeking to switch to another four-year college, or returning to college to complete a degree, transferring can be an important step on your path to success. The Common Application for transfer simplifies the process of applying to member colleges. You start by selecting the programs you wish to apply to, then you submit one application that includes all necessary materials. Once received by Common App for transfer, your application and materials are transmitted to all of your selected programs. Click [here](#) to start your application.

Use these tips and best practices as you start your application to ensure you're off to a good start.

- **Get acquainted with the system.** After creating your Common App for transfer account, the first thing you should do is get acquainted with the application and all the information you can find there. Our [Common App for transfer Tour video](#) will guide you through the different parts of the application and get you acquainted with the system.
- **Add programs to your list.** A good place to get started with your application is adding the programs you want to apply to. Use the **Add Program** page to search for different programs using criteria that is important to you. Adding programs is easy as clicking the plus icon.
- **Review requirements.** As you begin adding programs to your application and start getting organized, it's important to review each program's specific requirements. Are there prerequisites? Do you need to include a full transcript? Our [Common App for transfer Requirement Grid](#) helps pinpoint common program requirements.
- **Gather materials.** It's important to gather any materials you might need as you complete your application, such as standardized test scores, a list of your achievements, and your transcripts. Having these materials on hand will make things quicker and easier when you begin your application.

Live Chat

Connect with us



Join
SMC's Transfer Services
Canvas Shell



@CommonApp
@ReachHigher
@BetterMakeRoom



@CommonApp
@ReachHigher
@BetterMakeRoom



@CommonApp
@ReachHigher
@BetterMakeRoom



@BetterMakeRoom



CommonAppMedia
BetterMakeRoom